

Reference Guide for Blanket Design

Are you ready to turn your artistic expression into a beautiful blanket? Before you get started, here are a few tips to ensure your details and color choices can be transformed into fabric.

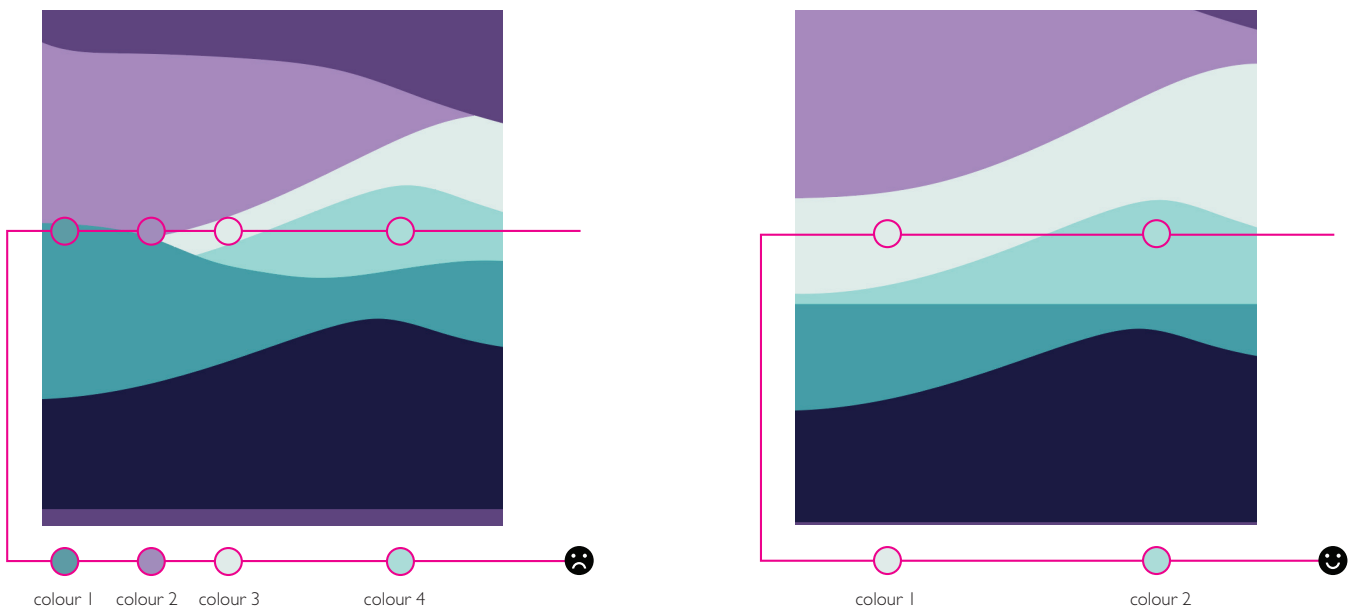
We look forward to seeing your design!

Good luck!

Tips


1. **Submission Format:** Submit your work using lead, ink, or digital formats. Our graphic designer will trace and digitize your piece.
2. **Color Limit:** Use up to 5 colors in your design.
3. **Horizontal Color Limit:** Only 2 colors can be used in a horizontal line across the page.
Refer to Figure 1a.
4. **No Gradients or Shadowing:** These effects cannot be woven.
5. **Repeating Designs:** You can repeat design elements to create a full blanket.
6. **Originality:** Only original designs are allowed. No copied elements.
7. **Simplicity:** Keep designs simple and graphic. Avoid detailed people or animals; use silhouettes if necessary.
Refer to Figure 2.
8. **Proportions:** Use the submission form to submit your design in the required size.
9. **Submission Requirements:** Submit both pages of the submission form.
10. **No Writing on the Back:** Do not write on the back of the design page.

Figure 1a: Horizontal Colour limit




A Reference Guide for Blanket Design

Figure 2: Simplicity



- too complex,
- too many colours
- does not follow the horizontal 2-colour limit



- too simplified,
- silhouettes (plays with solid verses outlined)
- does follow the horizontal 2-colour limit